



COMPASS

January 2021

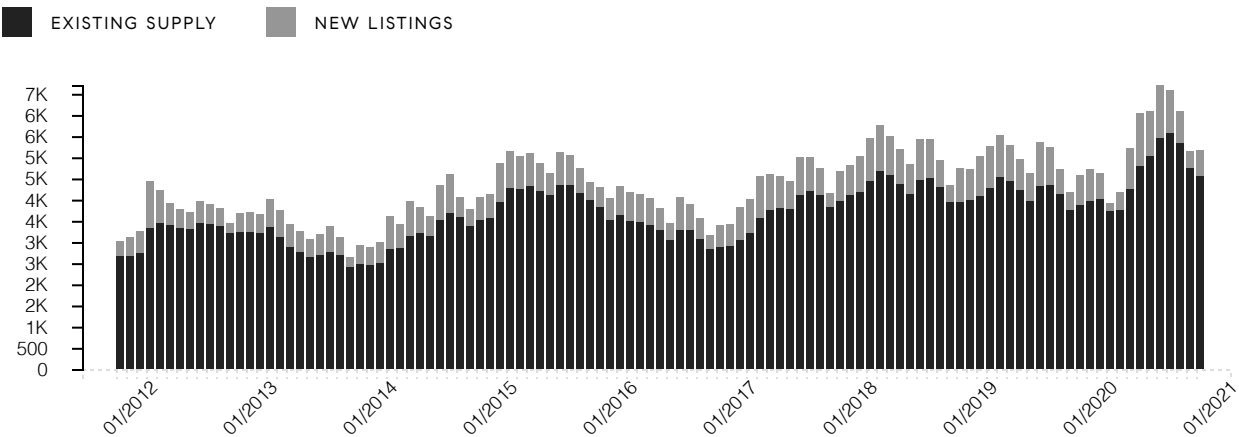
Brooklyn Market Insights

Brooklyn Market Insights

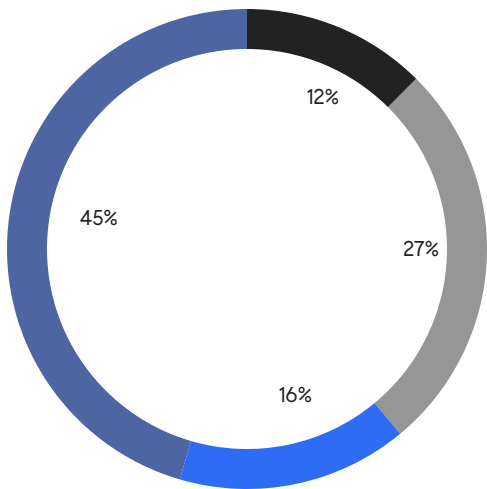
January 2021

INVENTORY

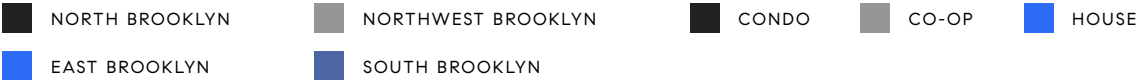
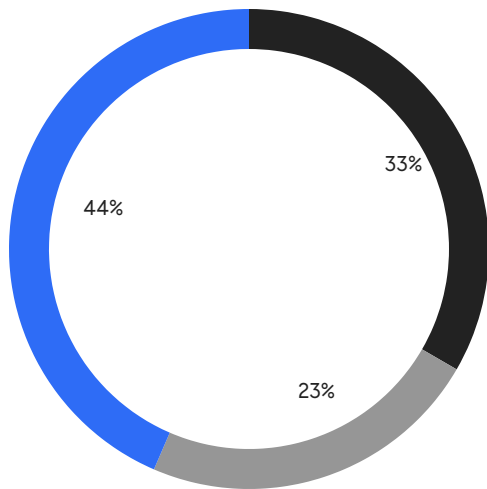
Total Inventory



By Neighborhood



By Type

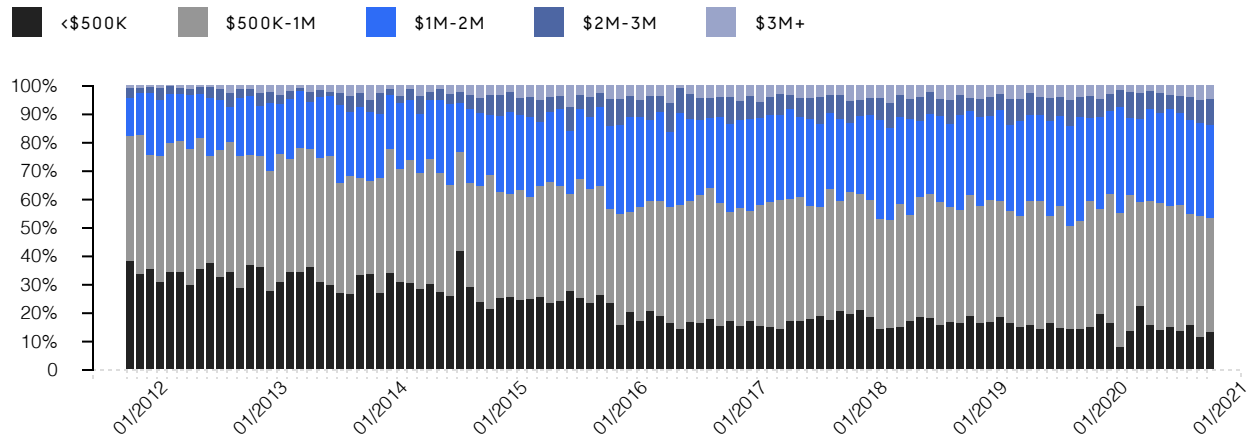


Brooklyn Market Insights

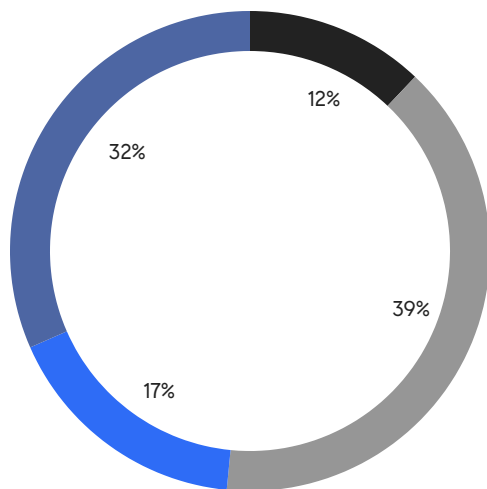
January 2021

CONTRACTS SIGNED

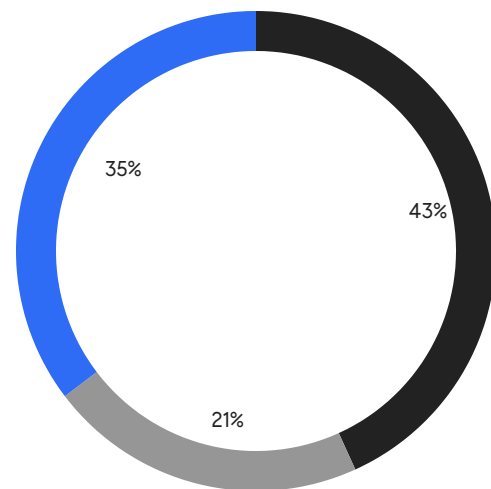
Market Share By Price (Last Ask)



By Neighborhood



By Type



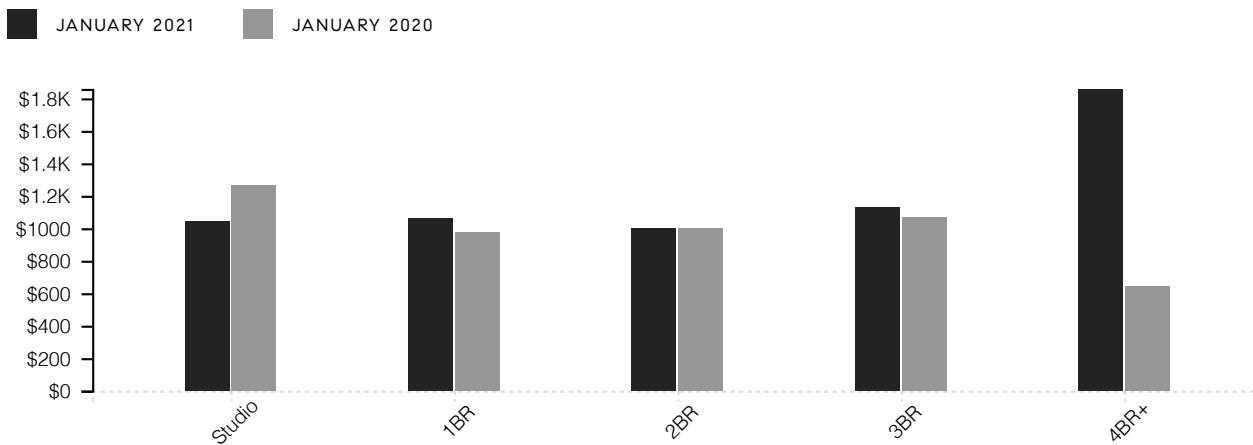
Brooklyn Market Insights

January 2021

CONDOS

	JAN 2021	DEC 2020	% CHANGE	JAN 2020	% CHANGE
AVERAGE SALE PRICE	\$1,136,875	\$1,057,516	7.5%	\$976,377	16.4%
MEDIAN SALE PRICE	\$949,750	\$910,667	4.3%	\$770,000	23.3%
AVERAGE PRICE PER SQUARE FOOT	\$1,057	\$1,125	-6.0%	\$1,007	5.0%
AVERAGE DAYS ON MARKET	156	153	1.9%	147	5.9%
AVERAGE DISCOUNT	12%	5%		6%	
INVENTORY	1,521	1,575	-3.4%	1,258	20.9%
CONTRACTS SIGNED	280	332	-15.7%	275	1.8%

Average Price Per Square Foot



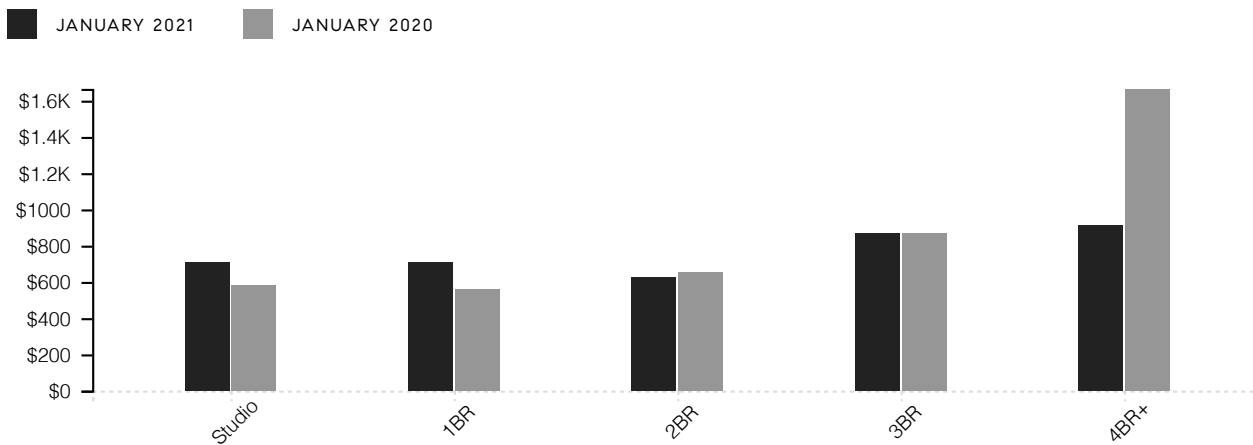
Brooklyn Market Insights

January 2021

CO-OPS

	JAN 2021	DEC 2020	% CHANGE	JAN 2020	% CHANGE
AVERAGE SALE PRICE	\$716,211	\$675,492	6.0%	\$613,067	16.8%
MEDIAN SALE PRICE	\$600,000	\$535,000	12.1%	\$465,000	29.0%
AVERAGE PRICE PER SQUARE FOOT	\$700	\$786	-10.9%	\$642	8.9%
AVERAGE DAYS ON MARKET	106	117	-8.9%	135	-20.9%
AVERAGE DISCOUNT	7%	5%		5%	
INVENTORY	1,054	1,075	-2.0%	742	42.0%
CONTRACTS SIGNED	139	163	-14.7%	145	-4.1%

Average Price Per Square Foot




Brooklyn Market Insights

January 2021

HOUSES

	JAN 2021	DEC 2020	% CHANGE	JAN 2020	% CHANGE
AVERAGE SALE PRICE	\$1,494,631	\$1,250,451	19.5%	\$1,174,622	27.2%
MEDIAN SALE PRICE	\$1,240,000	\$975,000	27.2%	\$960,000	29.2%
AVERAGE PRICE PER SQUARE FOOT	\$635	\$610	4.1%	\$582	9.2%
AVERAGE DAYS ON MARKET	143	132	8.2%	142	0.6%
AVERAGE DISCOUNT	5%	9%		9%	
INVENTORY	1,984	2,109	-5.9%	1,875	5.8%
CONTRACTS SIGNED	229	272	-15.8%	210	9.0%



COMPASS

Compass makes no representations or warranties, express or implied, with respect to future market conditions or prices of residential product at the time the subject property or any competitive property is complete and ready for occupancy or with respect to any report, study, finding, recommendation or other information provided by Compass herein. Moreover, no warranty, express or implied, is made or should be assumed regarding the accuracy, adequacy, completeness, legality, reliability, merchantability or fitness for a particular purpose of any information, in part or whole, contained herein. All material is presented with the understanding that Compass shall not be deemed to provide legal, accounting or other professional services. This is not intended to solicit the purchase or sale of any property. Any and all such warranties are hereby expressly disclaimed. Equal Housing Opportunity.

© Compass. All Rights Reserved. This information may not be copied, used or distributed without Compass' consent.